



TFMX-III 1500/1200/900/600
TFMX-1500/1200/900/600
TFMX-II 1500/1200/900/600

CYLINDER TYPE
FLAT TYPE

www.tajima.com



Multi-head Automatic Embroidery Machines



**SPEEDY
EFFICIENCY
FRIENDLY**

A diversified lineup of products enabling you to demonstrate your expression with embroidery

Tajima's embroidery machines do not choose your target objects to be created from ordinary embroidery up to embroidery to finished products.


The full lineup from single to multi-head machines brings you unparalleled expressiveness.

All you need is to select the most suitable model, meeting the demands of your embroidery business.



TFMX series

CYLINDER TYPE



TFMX-IIIC


Support production for small lots to deal with your ever-changing schedule



Tubular goods frame
Wide range of tubular frames are available to meet all your requirement for embroidery on T-shirts, sweat shirts or other items.



Wide cap frame <PAT> (Option)
Embroidery on the circumference of caps up to 360mm in length. 2 types adult or child-use are available for wide cap frames.



Cylindrical frame <PAT> (Option)
A wide range of embroidery can be applied to cylinder-shaped products like socks, gloves, wristbands and golf head covers.



Border frame (Option)
Allows for full field flat embroidery.

FLAT TYPE

TFMX / TFMX-II

Available for a wide range of applications from small to large lot production.



High-speed operation

SPEEDY

High-speed operation at 1,000 rpm offers you high productivity.

Stable stitching

EFFICIENCY


Closed-loop controlled frame driving system improves accuracy

A sensor constantly detects travel amount of embroidery frame to stop the machine immediately when it is overloaded by chance and prevents loss of the products. The best-suited frame drive activates, depending on the currently applied frames, and you will find embroidery finish as you expected.

Introduction of main shaft driven by AC servo motor
AC Servo motor has been adopted. Accurate main shaft driving ensures reliable stitching.

Tajima's original high technology

Numerous patents have proven Tajima's highly advanced technology.



Rotary type thread breakage detection
Stable upper and lower thread breakage detection assures even at high speeds.



Thread tension adjustment in response to high-speed
Stitching is even more accurate with the middle thread guide and thread take-up spring <PAT>.

Take-up lever guard <PAT>

Stabilizes thread feed and prevents the threads from being tangled or cast off to provide safety for operators.


Rotary hook <PAT>

Rotary hooks, developed by Tajima, stabilize stitching even at high speeds.


Embroidery data management <PAT>

The details of embroidery data can be reviewed. (design name, stitch count, number of color changes etc.)


Option



Sequin device IV
Sequins in diameter of 2-22mm are applicable! Wide range of sequins from small to large sizes or in various shapes like noncircular or eccentric type are applicable for creation of you designs as needed, depending on your applications.



Sequin device III twin type <PAT,P>
2 types of sequins with differing sizes, colors, and shapes can be mounted at both the right and left sides, respectively, thereby enabling up to 4 sequin types per head.




Zigzag cording device
This device is just install to a normal embroidery head and arrange your regular designs with delicate cording embroidery.



High speed cording device (KB-2M)
New variation of looping or cording embroidery can be added to a design by switch hing between 2 kinds of attachments.

ALL ROUND PLAYER

All-rounders to embroider various types of finished goods, to say nothing of flat embroidery



Eye-friendly display, Easy operation

Increased processing speed
Fast processing speed to switch display of design or screen improves operational convenience.

6.5 inch Color LCD panel
Easy-to-view 6.5 inch color LCD panel and special use keys are located in a compact design to enable operation by instinct. The job currently being embroidered on the machine is displayed on the screen in real time <PAT>.



Runs on Microsoft Windows® CE



Data input/output
Design data can be input and output using USB memory.

Sleep mode

Pressing a single button sets the machine in the standby status to reduce power source consumption. When you apply sleep mode without turning off the main power supply for intermission, you can restart the embroidery machine quickly.

The most advanced and reliable high-tech functions and mechanisms

User-friendly, Quieter operation

The latest noise reduction developments help create a quiet and pleasant working environment for operators.

Memory

The standard memory is 2,000,000 stitches and able to store a Max. of 200 designs.

Condition memory

Stitch conditions can be memorized together with embroidery data. The saved stitch conditions are applicable to job repeat or other machines.

Scale up/down, Rotate

You can scale your designs down to 50% or up to 200% in increments of 1%, and rotate in 1-degree increments.

Automatic repeat

A design can be automatically repeated up to 99 times both vertically and horizontally.

Design editing

Modify, insert or delete your embroidery design data stitch by stitch.

Satin stitch reduction and expansion

Increase or decrease actual stitch length according to the stitch length in a design.

Clean-up function

A very helpful function to automatically remove small stitches to prevent thread breakage as well as to improve production efficiency.

Frame back / forward

Frame back/forward is available in units of 1, 2 or 3 stitches, stop codes or designated stitch count.

Productivity

Production efficiency has been improved by decreasing downtime caused by color changes, thread trimming etc.

Origin return

The frame can be either manually or automatically returned to the design starting point (while the machine is stopped), even if the end point is different from the starting point.

Trace function

Confirm whether or not a design will fit in a frame before embroidery.

Automatic offset / manual offset

Facilitate applique fabric placement and frame changing.

Automatic upper/under thread trimming device ATH

Automatically operates to trim threads by commands in a design data.

Power failure control measures

You can continue to operate the machine even after an unexpected power failure during embroidery without being annoyed by a production error due to design displacement.

Networking system, using DG/ML by Pulse (Option)

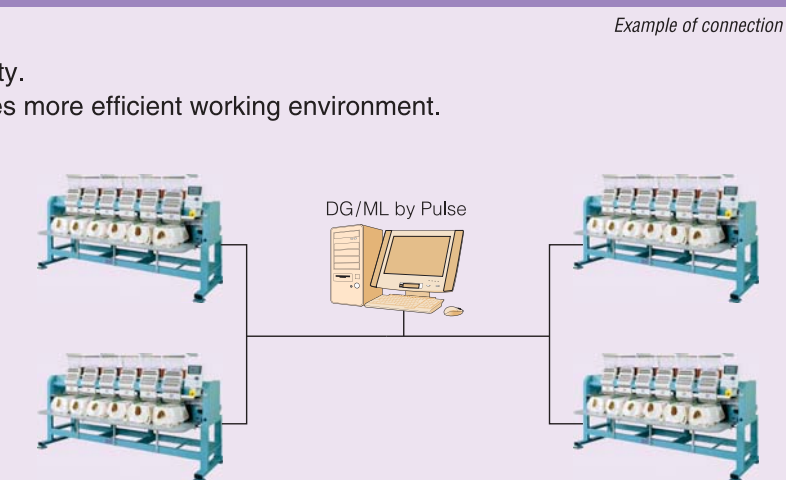
Superior control for increased productivity.
The embroidery machine network creates more efficient working environment.

Design transfer

You can select, import and memorize the designs, which are stored by DG/ML by Pulse in a personal computer, viewing the design list on LCD operation panel of an embroidery machine.

Production Control Report

Display a production report on the efficiency of your machines, such as total number of thread breakage etc., and then output the file. The file can be converted to statistical data, using commercially available software.



Cylinder type TFMX-IIc series

Models	Heads	Head interval	Needles				Emb. space per head (D×W)mm					A	B	C	D	E	F	G
			6	9	12	15	Normal	Wide Cap Frame	Semi Wide Cap Frame	Tubular Frame	Cylindrical Frame(Clamp / Clip)							
TFMX-IIc	2	500	○	○	○	○	450×500	75×360	83×180	439×419	170×60	100/75×140	1,845	1,230		670		75
TFMX-IIc	4	360	○	○	○	○	450×360	75×360	83×180	439×279	170×60	100/75×140	2,150	1,230		670		75
TFMX-IIc	4	500	○	○	○	○	450×500	75×360	83×180	439×419	170×60	100/75×140	2,845	1,230				
TFMX-IIc	6	360	○	○	○	○	450×360	75×360	83×180	439×279	170×60	100/75×140	2,870	1,230	1,705		330	995
TFMX-IIc	6	500	○	○	○	○	450×500	75×360	83×180	439×419	170×60	100/75×140	3,895	1,250		950		100
TFMX-IIc	8	360	○	○	○	○	450×360	75×360	83×180	439×279	170×60	100/75×140	3,640	1,250				
TFMX-IIc	8	500	○	○	○	○	450×500	75×360	83×180	439×419	170×60	100/75×140	4,895	1,250				

[Example of a model code] $\frac{\text{TFMX-IIc}}{a} \frac{15}{b} \frac{08}{c}$ Contents of model code: a = model name
b = number of needles
c = number of heads

* Consultation for orders of special embroidery machines requirements is also available.

Factory Option Automatic Lubrication System, Jumbo Rotary Hook, Sequin Device IV, Sequin Device III Twin Type, Zigzag Cording Device, Position Marker(not applicable with cap frames)

Option High-Speed Cording Device, Boring Device(not applicable with cap frames), Emb. Lamé Attachment, Cap Frame, Cylindrical Frame, Border Frame

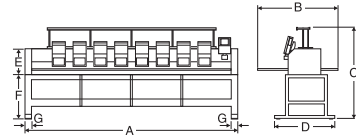
Stitch length Ternary scale : 0.1~12.1mm, Binary scale : 0.1~12.7mm

Speed Max. 1,000rpm

Motor AC Servo Motor×1, Pulse Motor×2

Electricity 3-phase : 200~240V, 350/380/400/415/440V 50Hz/60Hz
Single-phase : 100~120V, 200~240V 50Hz/60Hz

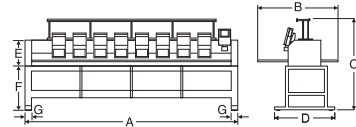
Power consumption 310w~420w



Flat type TFMX / TFMX-II series

Models	Heads	Head interval	Needles				Emb. space (Per head / All heads) mm		A	B	C	D	E	F	G
			6	9	12	15	D×W	Continuous design							
TFMX-	4	360	○	○	○	○	450×360	1,440	2,530	1,330					
TFMX-	6	360	○	○	○	○	450×360	2,160	3,250	1,340	1,540	1,000	330	839	100
TFMX-	6	500	○	○	○	○	450×500	3,000	4,215	1,340					
TFMX-	8	360	○	○	○	○	450×360	2,880	3,970	1,340					
TFMX-II	4	360	○	○	○	○	450×360	1,440	2,150	1,230					75
TFMX-II	6	360	○	○	○	○	450×360	2,160	2,870	1,230	1,555	950	330	845	100
TFMX-II	6	500	○	○	○	○	450×500	3,000	3,895	1,250					
TFMX-II	8	360	○	○	○	○	450×360	2,880	3,640	1,250					

[Example of a model code] $\frac{\text{TFMX-}}{a} \frac{12}{b} \frac{08}{c}$ Contents of model code: a = model name
b = number of needles
c = number of heads



Jumbo Design Embroidery Machine

Models	Heads	Head interval	Needles				Emb. space (Per head / All heads) mm		A	B	C	D	E	F	G
			6	9	12	15	D×W(Alternate)	Continuous design							
TFMX-	2	600w	○	○	○	○	1,200×600(1,200)	1,200	3,215	2,830	1,645	1,620	330	839	100
TFMX-	2	550w	○	○	○	○	1,000×550(1,100)	1,100	3,085	2,430					

[Example of a model code] $\frac{\text{TFMX-}}{a} \frac{12}{b} \frac{02}{c}$ Contents of model code: a = model name
b = number of needles
c = number of heads

* Consultation for orders of special embroidery machines requirements is also available.

Factory Option Automatic Lubrication System, Jumbo Rotary Hook, Sequin Device IV, Sequin Device III Twin Type, Zigzag Cording Device, Position Marker

Option High-Speed Cording Device, Boring Device, Emb. Lamé Attachment

Stitch length Ternary scale : 0.1~12.1mm, Binary scale : 0.1~12.7mm

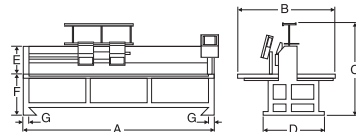
Speed Max. 1,000rpm

Jumbo Design Embroidery Machine : Max. 1,200rpm

Motor AC Servo Motor×1, Pulse Motor×2

Electricity 3-phase : 200~240V, 350/380/400/415/440V 50Hz/60Hz
Single-phase : 100~120V, 200~240V 50Hz/60Hz

Power consumption 310w~420w



* We reserve the right to change the specification for improvements without previous notice.

* Embroidery space for tubular or cap or border frame means inner space within a frame.

However, it varies, depending on the embroidered goods or applicable conditions.

* No design or registered trademark of the products contained in this catalogue may be used without the prior permission.

* Rotational speed may vary, depending on the applicable conditions, machine models or frame types.

* Windows®, Windows®CE is a trademark or a registered trademark of Microsoft Corporation, USA.

Tajima Industries Ltd.

19-22, Shirakabe 3-chome, Higashi-ku Nagoya 461-0011 JAPAN
TELEPHONE 81-52-932-3444, 3445 FACSIMILE 81-52-932-2457, 3449
http://www.tajima.com

Tokai Industrial Sewing Machine Co., Ltd.

No. 1800 Ushiyama-cho, Kasugai Aichi-pre. 486-0901 JAPAN
TELEPHONE 81-568-33-1161 FACSIMILE 81-568-33-1191
Shanghai Tajima Embroidery Machinery Co., Ltd. (China)
TAJIMA AMERICA CORPORATION (U.S.A.)